

Public Preview
Version

Windows Memory Dump Analysis Accelerated

Version 5.0

Part 2: Kernel and Complete Spaces

<https://www.PatternDiagnostics.com/accelerated-windows-memory-dump-analysis-book-part2>

Dmitry Vostokov
Software Diagnostics Services

Prerequisites

WinDbg Commands

We use these boxes to introduce WinDbg commands used in practice exercises

Basic Windows troubleshooting

* Part 1: Process User Space

Training Goals

- Part 1A: Review fundamentals
- Part 1B: Learn how to analyze process dumps
- Part 2A: Review fundamentals
- Part 2B: Learn how to analyze kernel dumps
- Part 2C: Learn how to analyze complete (physical memory) dumps
- Part 2D: Learn how to analyze minidumps

Training Principles

- ⦿ Talk only about what I can show
- ⦿ Lots of pictures
- ⦿ Lots of examples
- ⦿ Original content and examples

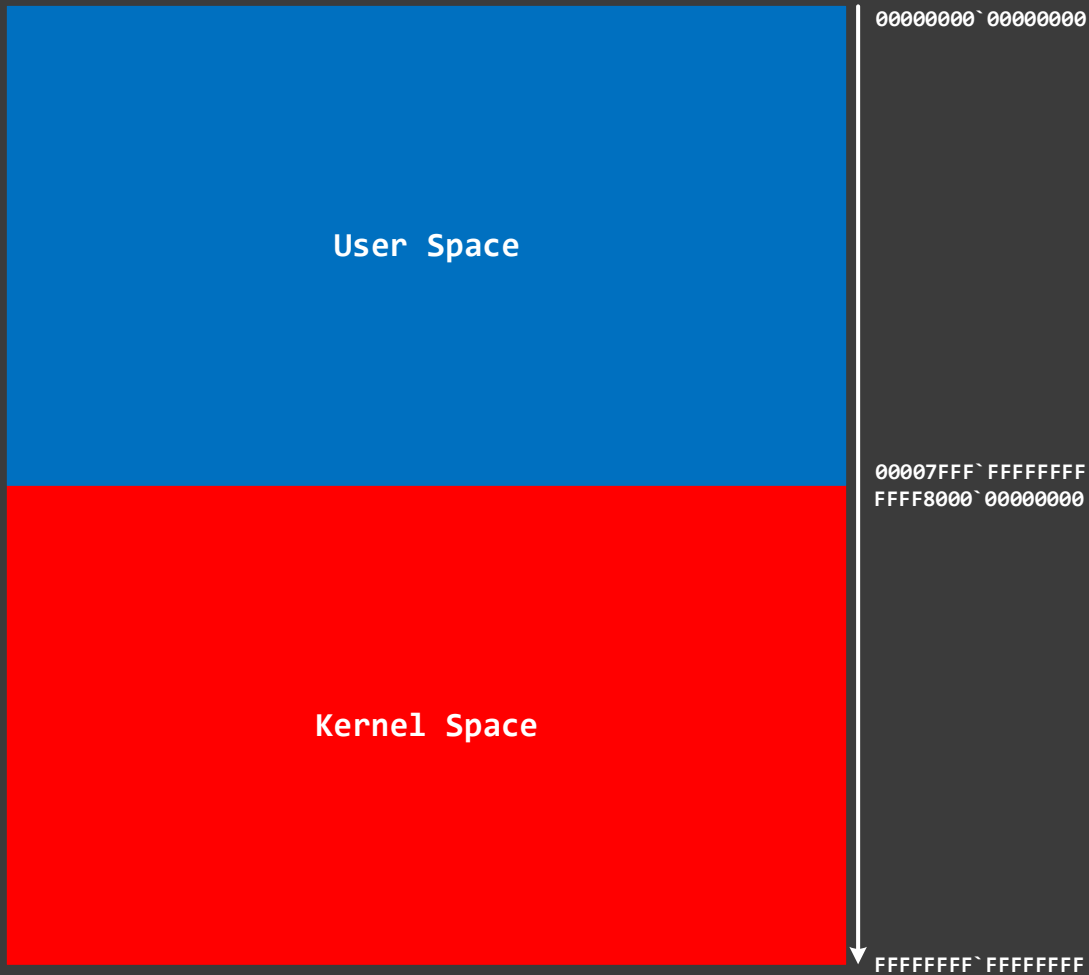
Coverage (Part 2)

- Windows 10 x64
- Both x64 and x86 code
- Kernel and complete (physical) memory dumps; minidumps
- Blue screens (BSOD), hangs, memory and handle leaks, CPU spikes


Most of **exercises** are focused on **x64** code. For their x86 equivalents from older Windows versions please refer to the previous edition of this course.

Part 2A: Fundamentals

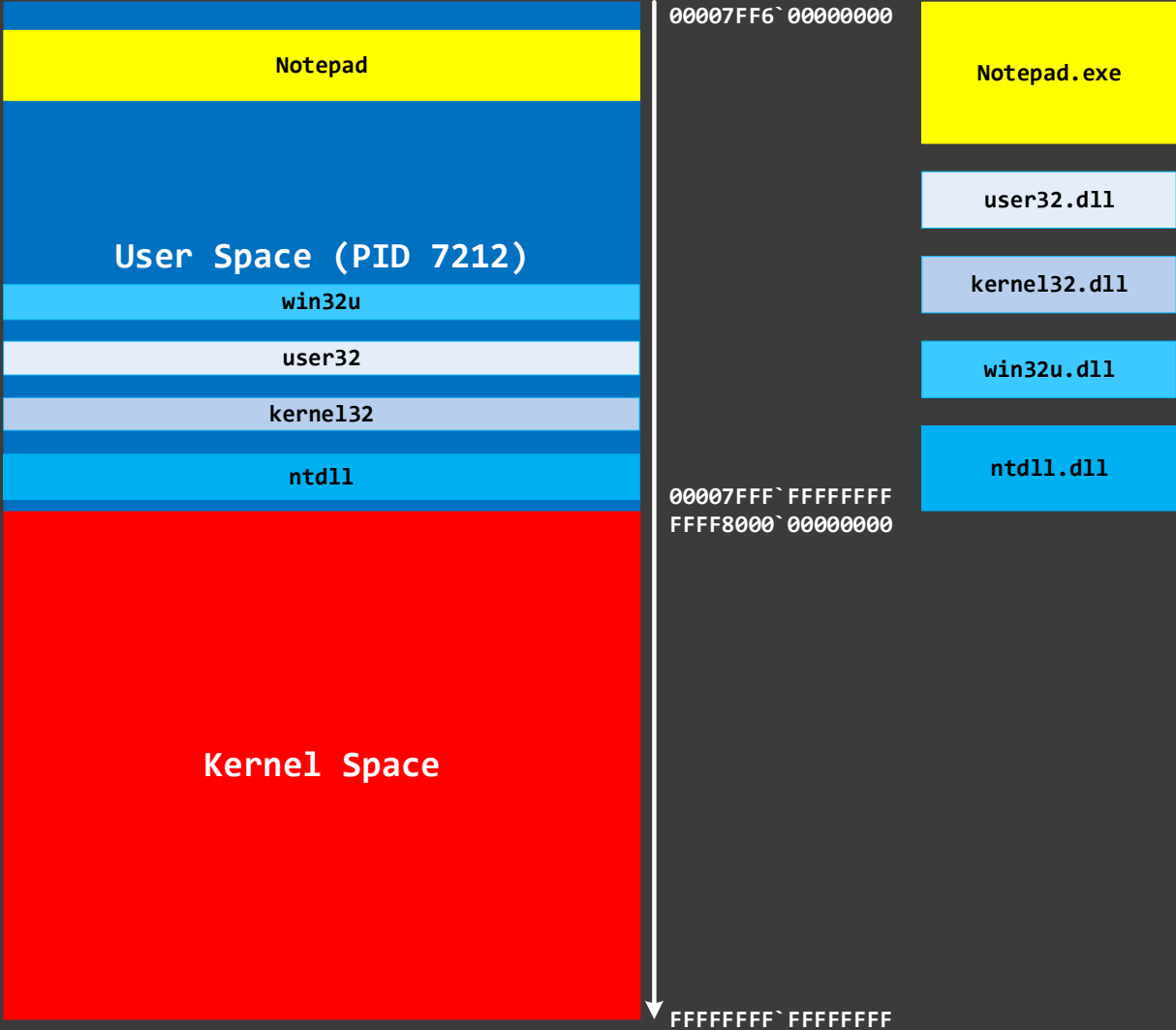
Process Space (x64)



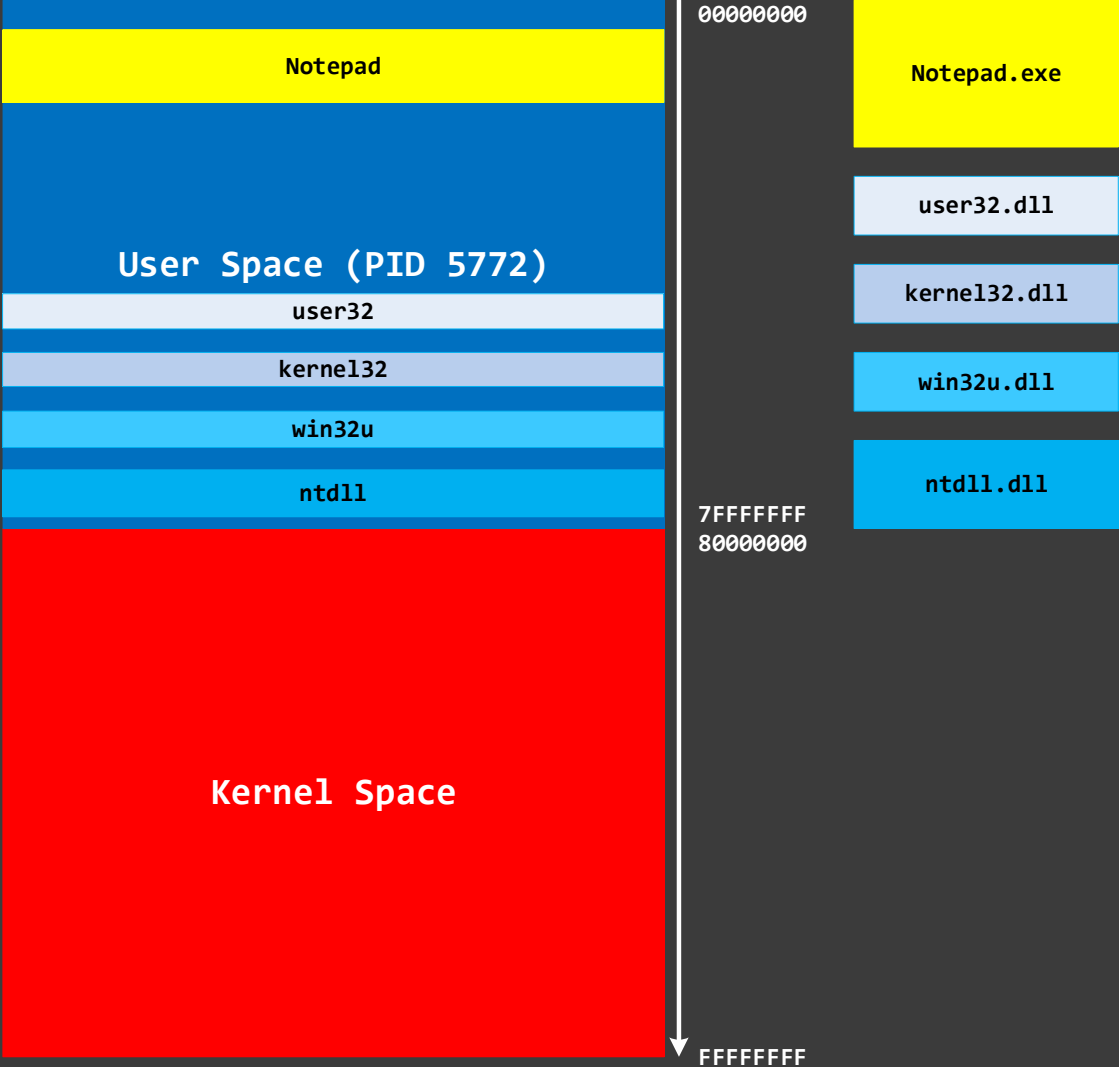
Process Space (x86)




Application/Process/Module (x64)




Application/Process/Module (x86)



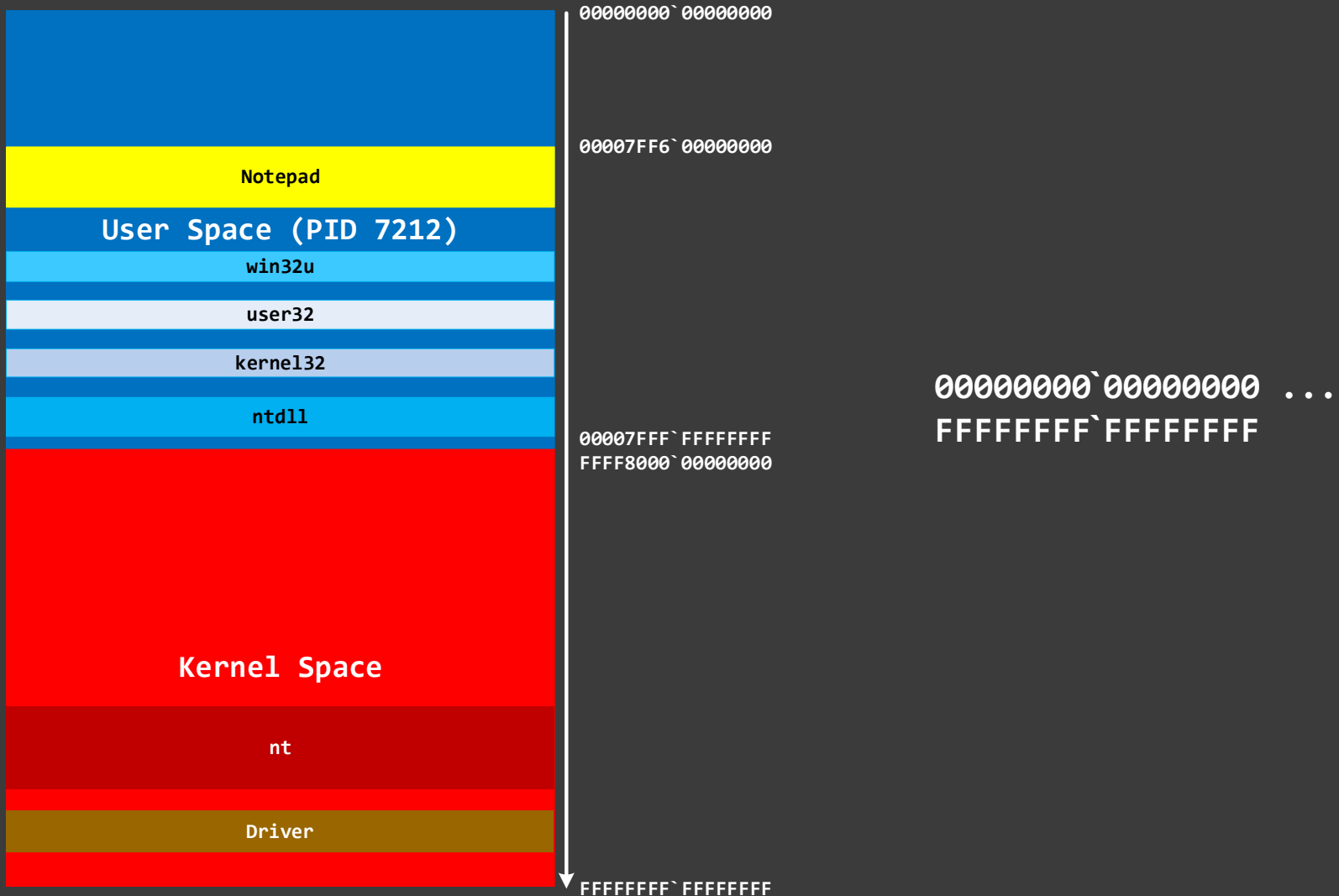
OS Kernel/Driver/Module (x64)



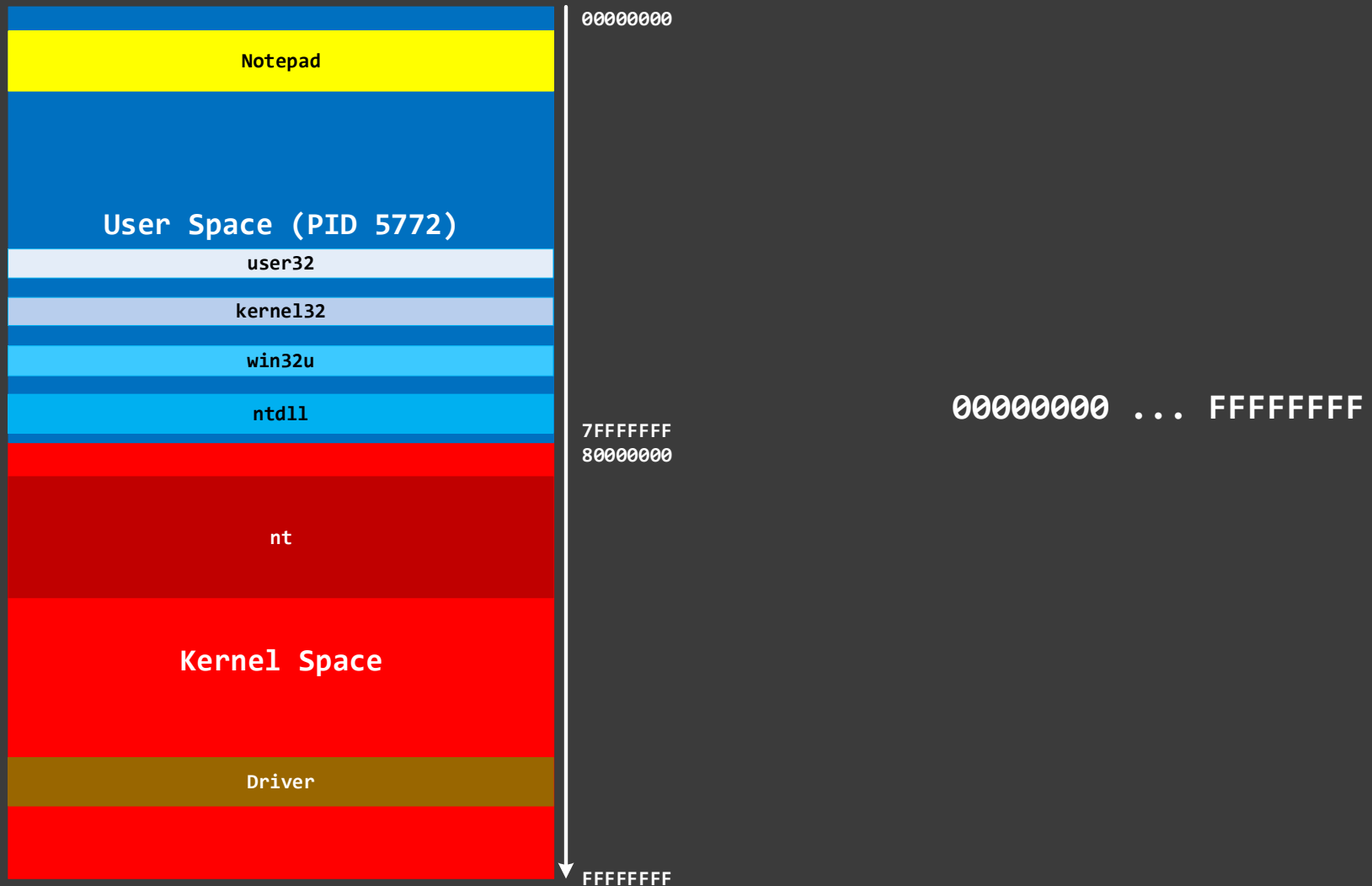
OS Kernel/Driver/Module (x86)



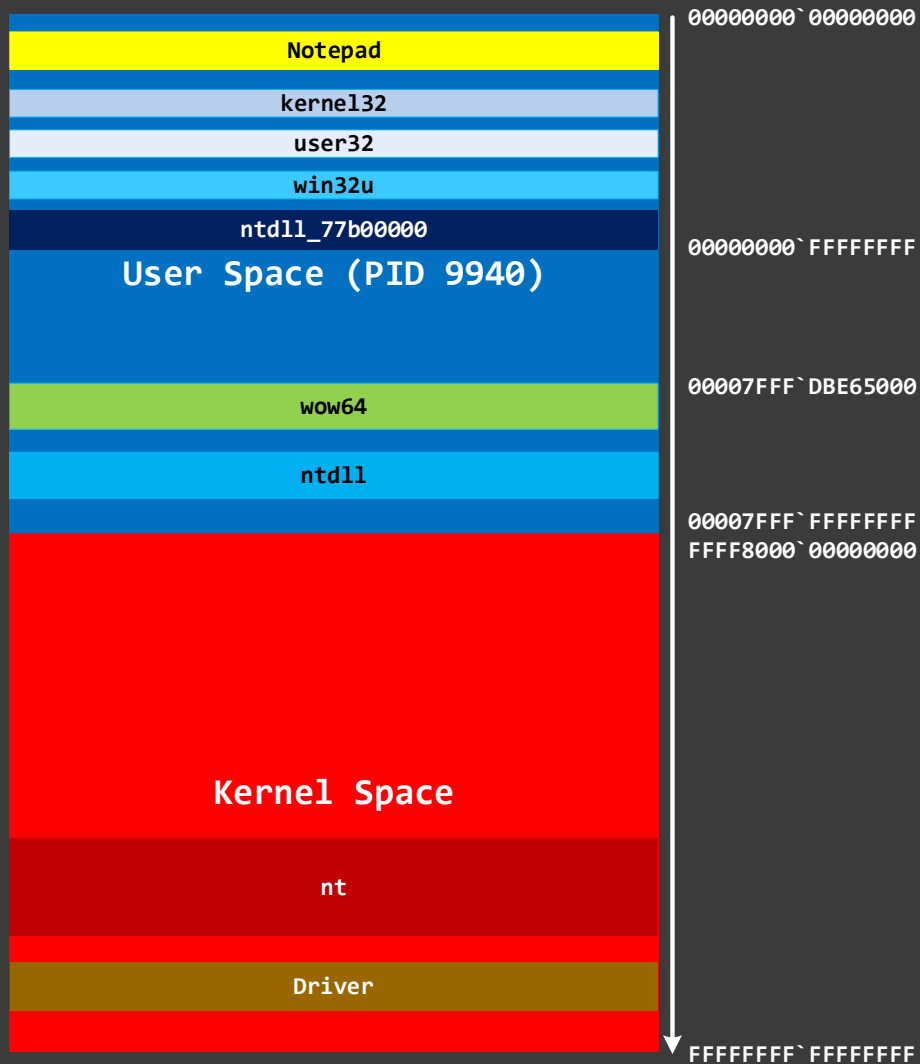
Process Virtual Space (x64)



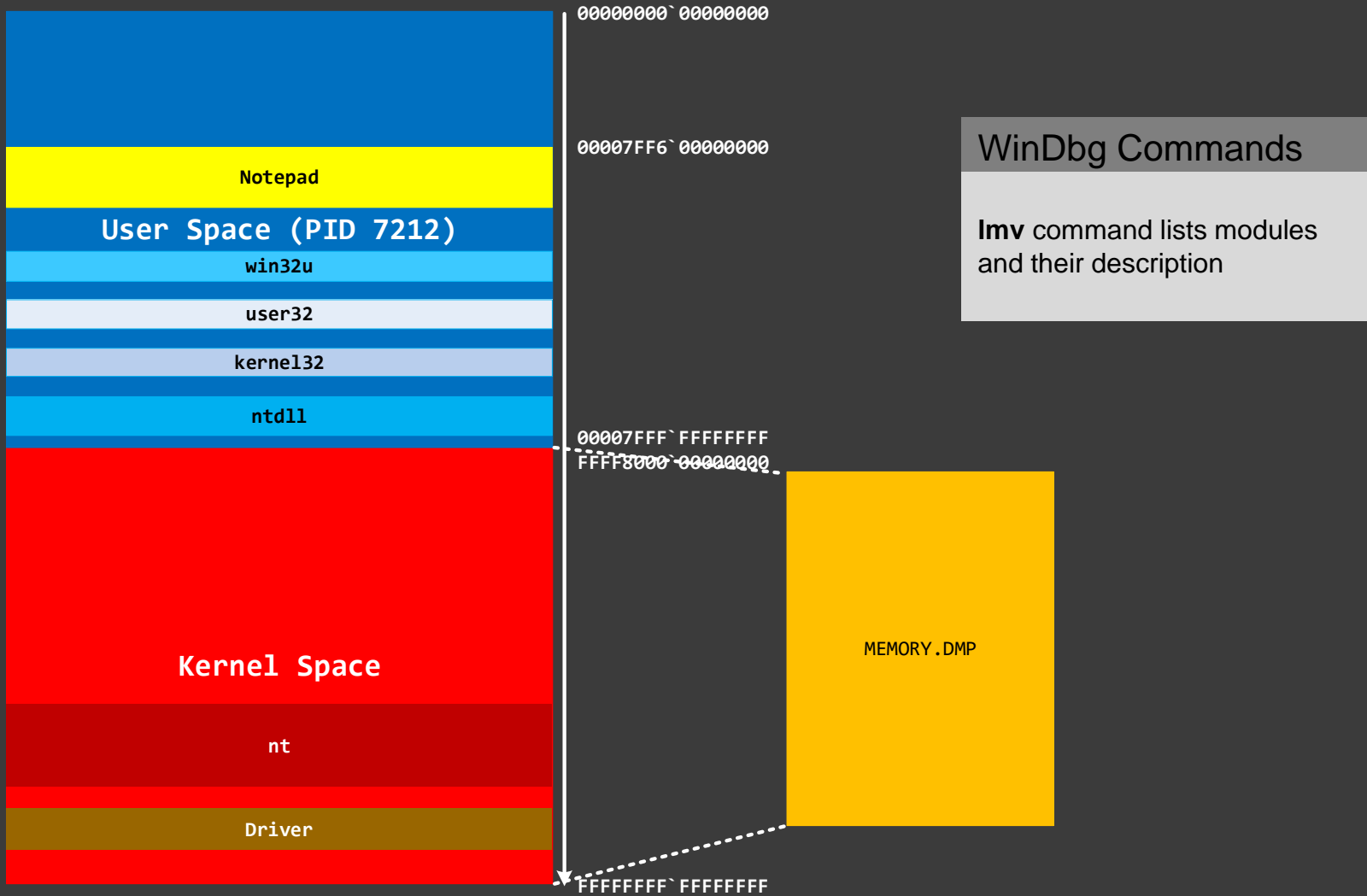
Process Virtual Space (x86)



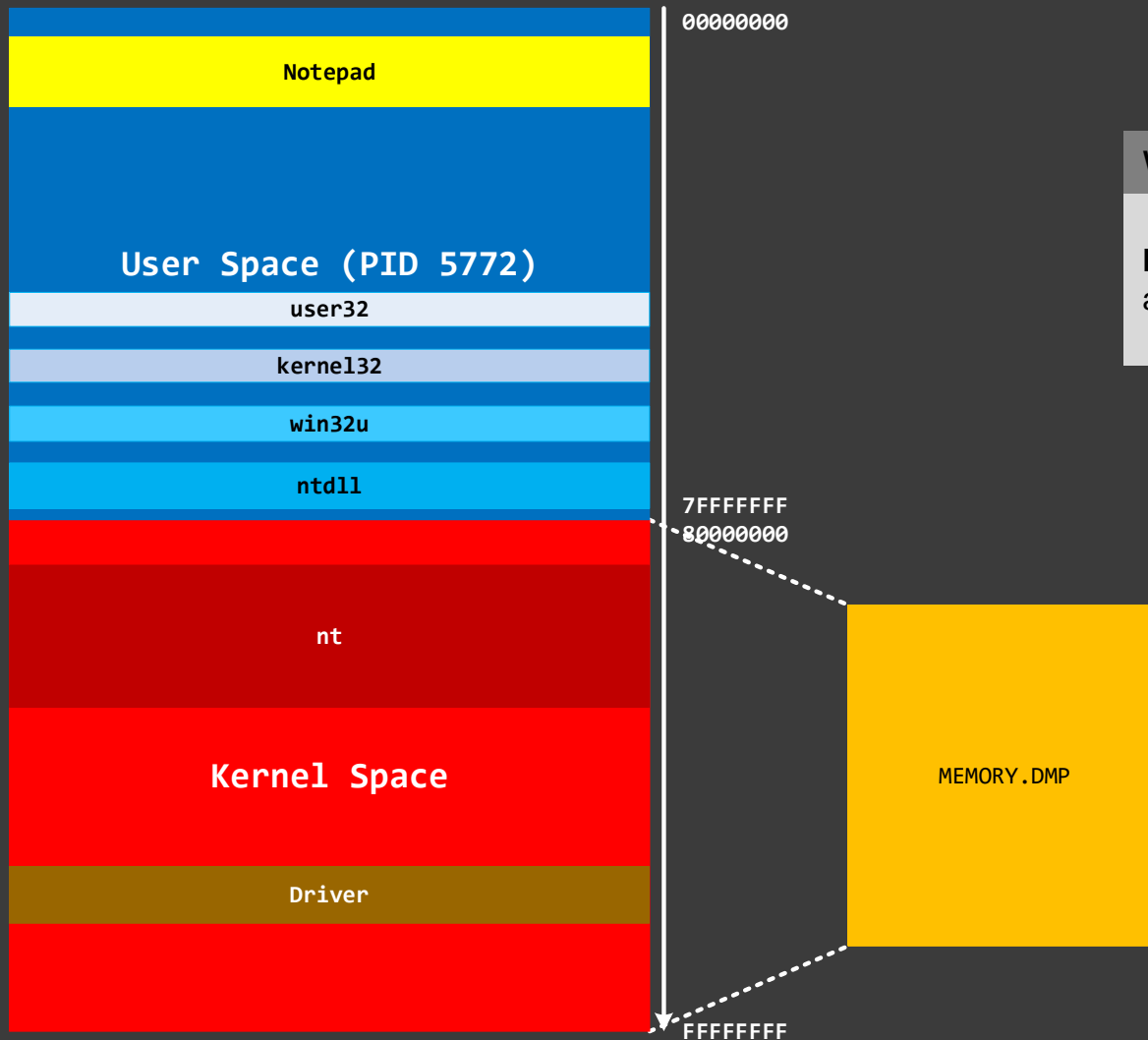
Process Virtual Space (WOW64)



Kernel Memory Dump (x64)



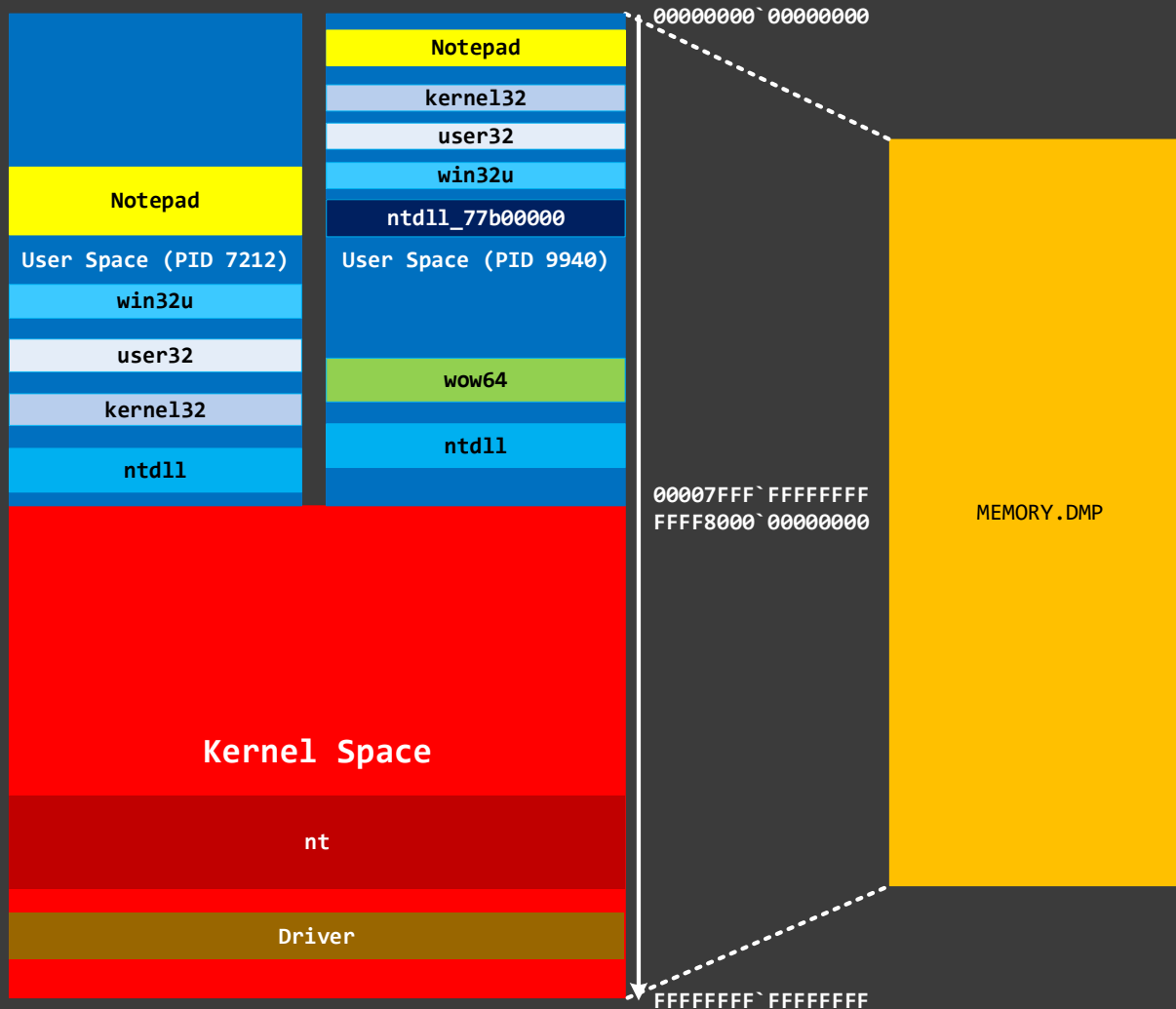
Kernel Memory Dump (x86)



WinDbg Commands

!mv command lists modules and their description

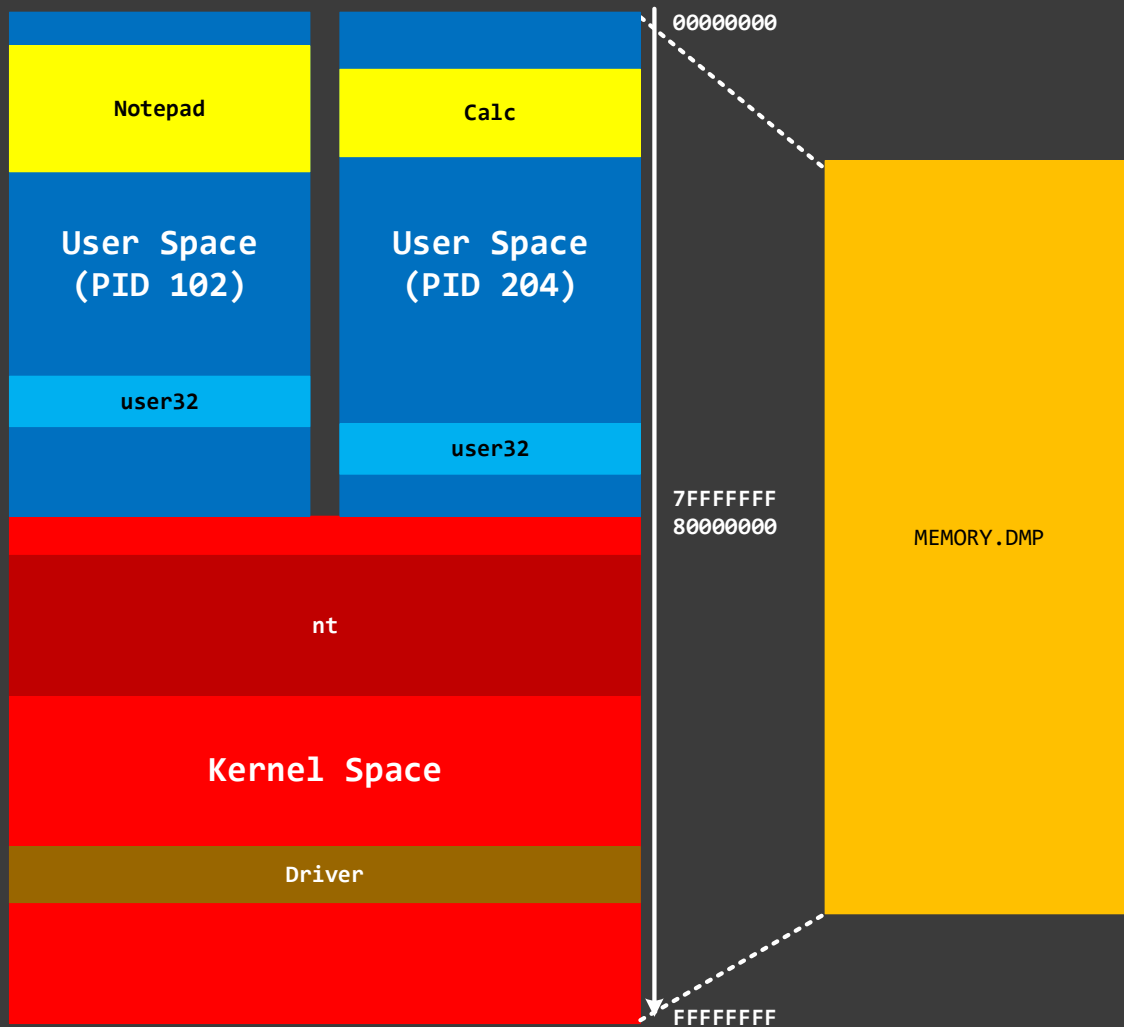
Complete Memory Dump (x64)



WinDbg Commands

.process switches between process virtual spaces (kernel space part remains the same)

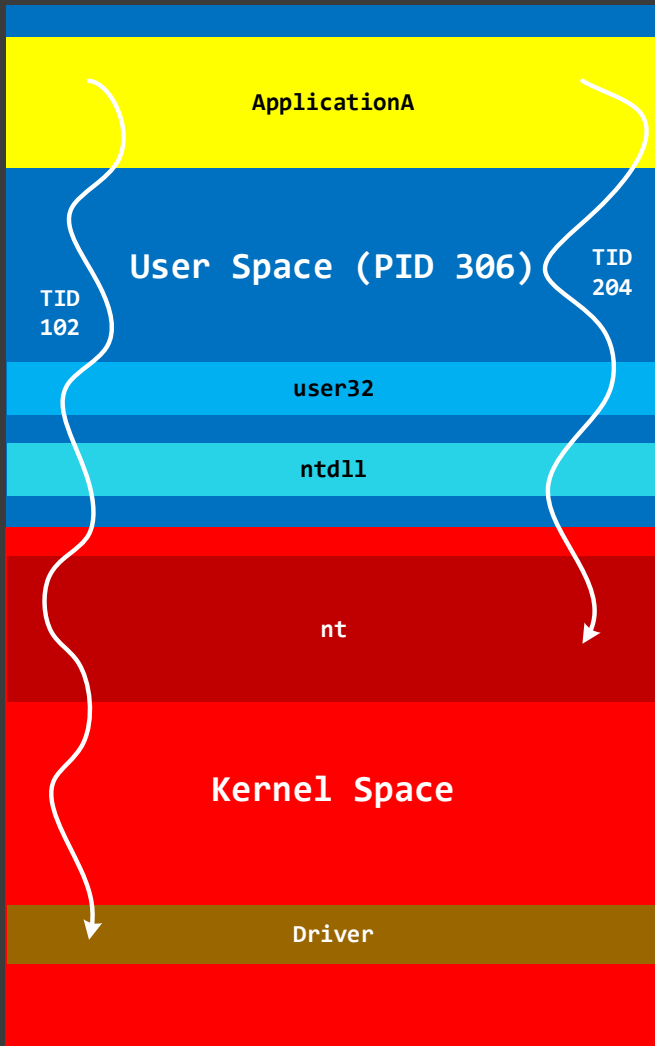
Complete Memory Dump (x86)



WinDbg Commands

.process switches between process virtual spaces (kernel space part remains the same)

Process Threads



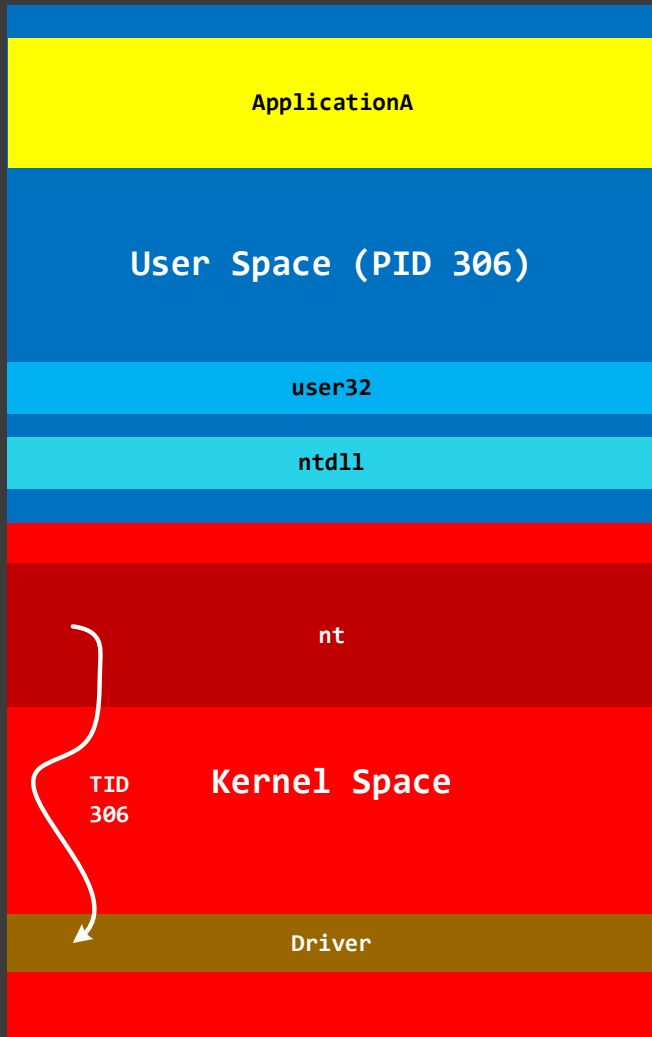
WinDbg Commands

Kernel/Complete dumps:

`~<n>s` switches between processors

`.thread` switches between threads

System Threads



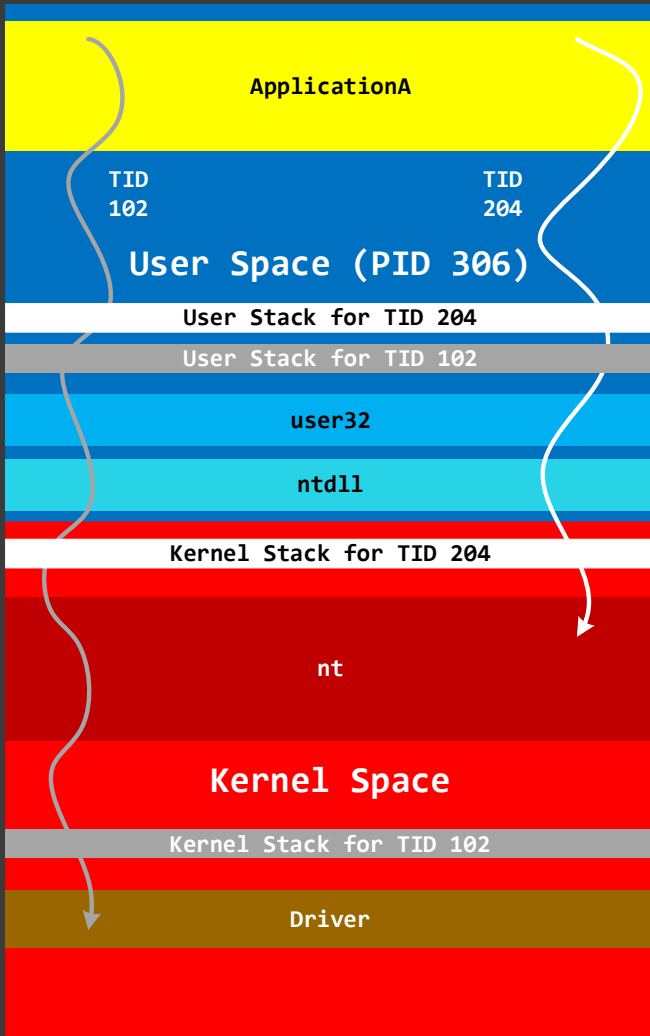
WinDbg Commands

Kernel/Complete dumps:

`~<n>s` switches between processors

`.thread` switches between threads

Thread Stack Raw Data



WinDbg Commands

Kernel dumps:

!thread

Complete dumps:

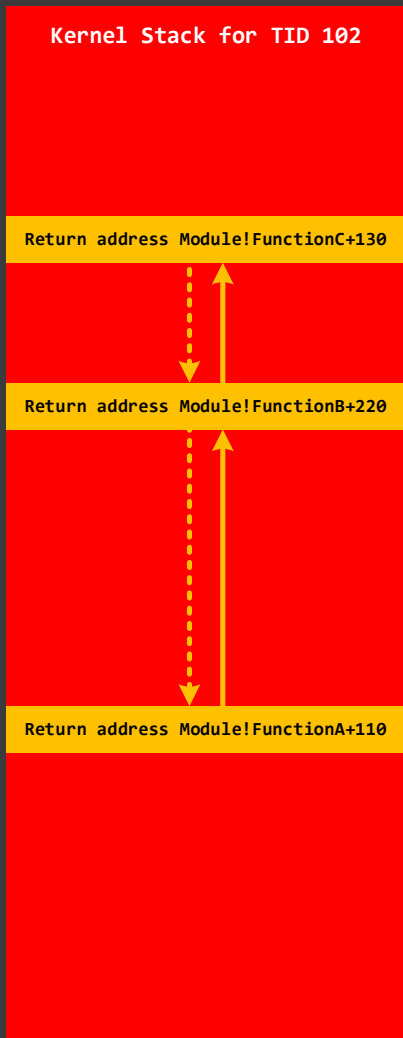
!teb for user space

!thread for kernel space

Data:

dc / dps / dpp / dpa / dpu

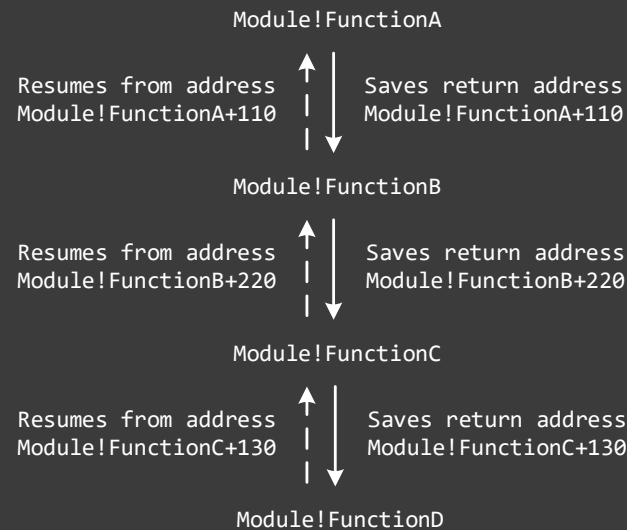
Thread Stack Trace



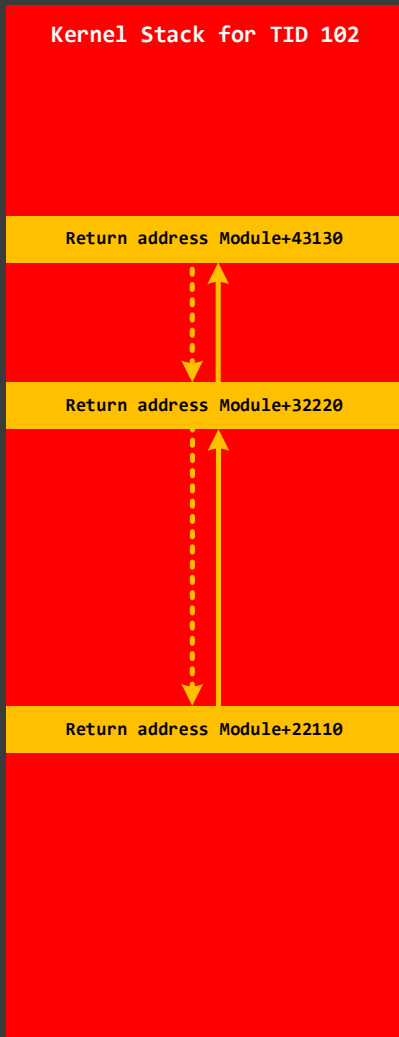
```
FunctionA()  
{  
  ...  
  FunctionB();  
  ...  
}  
FunctionB()  
{  
  ...  
  FunctionC();  
  ...  
}  
FunctionC()  
{  
  ...  
  FunctionD();  
  ...  
}
```

WinDbg Commands

```
0: kd> k  
Module!FunctionD  
Module!FunctionC+130  
Module!FunctionB+220  
Module!FunctionA+110
```



Thread Stack Trace (no PDB)

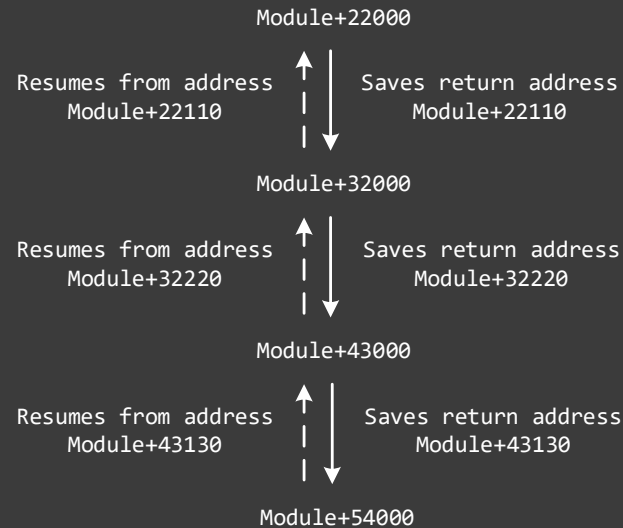


```
FunctionA()
{
  ...
  FunctionB();
  ...
}
FunctionB()
{
  ...
  FunctionC();
  ...
}
FunctionC()
{
  ...
  FunctionD();
  ...
}
```

Symbol file Module.pdb

FunctionA 22000 - 23000
FunctionB 32000 - 33000
FunctionC 43000 - 44000
FunctionD 54000 - 55000

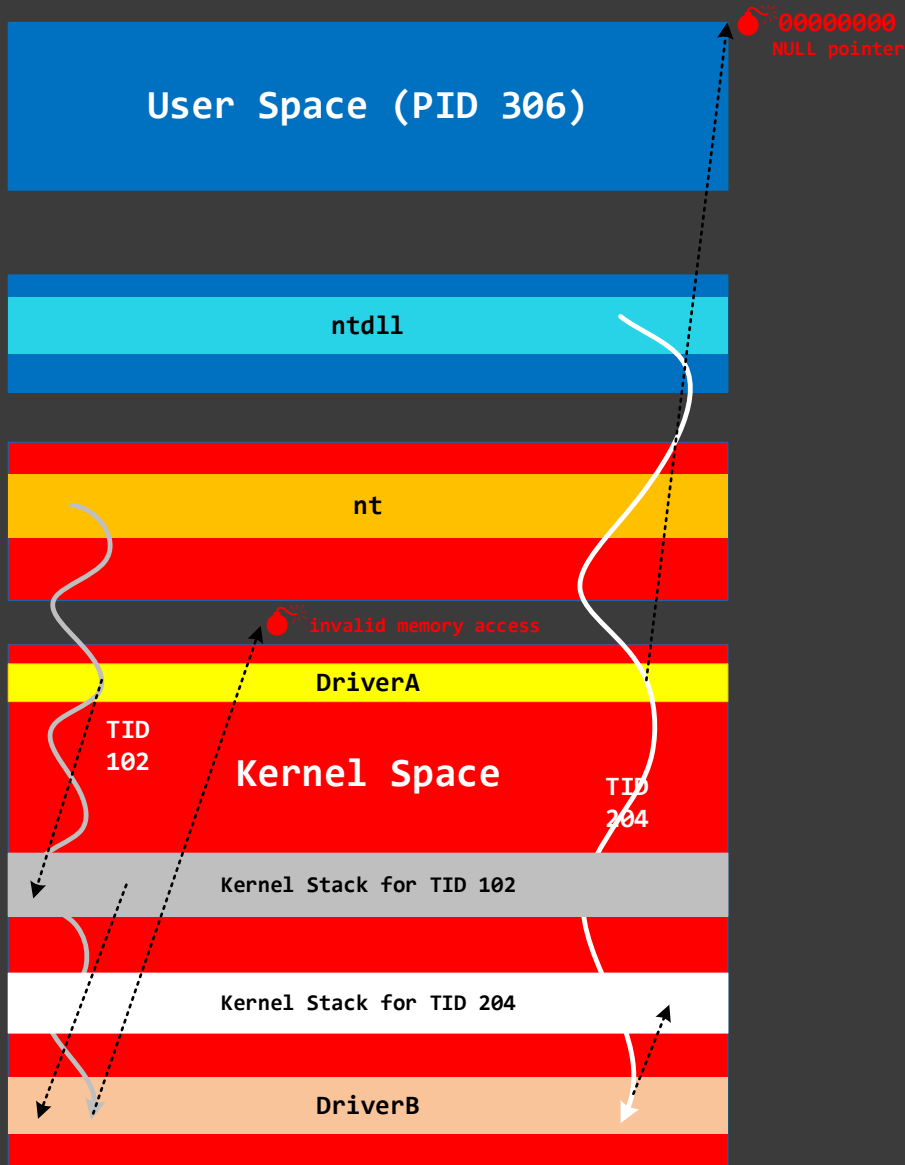
No symbols for Module



WinDbg Commands

```
0: kd> k
Module+0
Module+43130
Module+32220
Module+22110
```


Exceptions (Access Violation)



WinDbg Commands

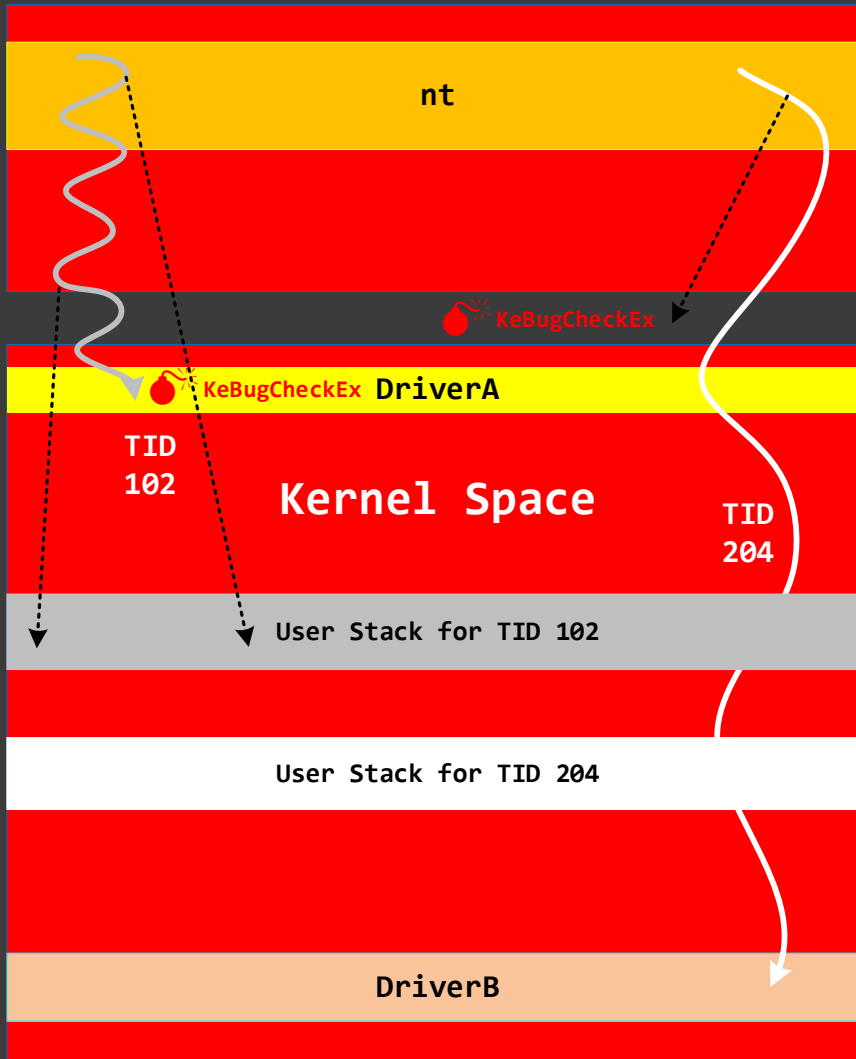
address=????????

Set exception context:
.cxr

Set trap context:
.trap

Check address:
!pte

Bugchecks (Runtime)



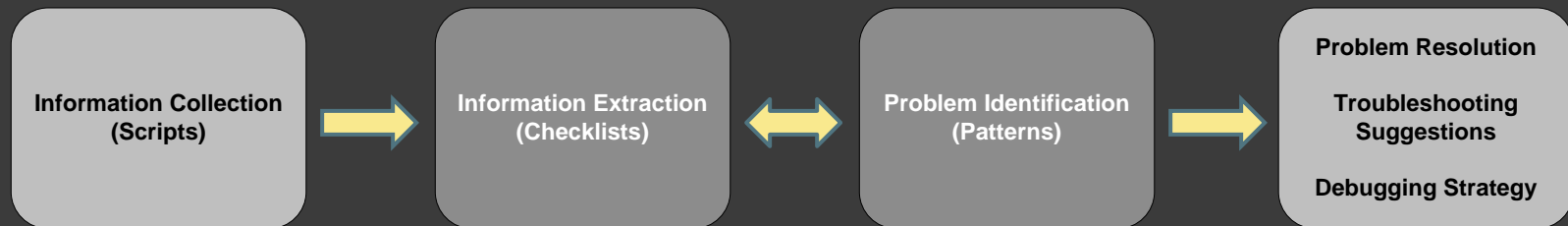
Pattern-Oriented Diagnostic Analysis

Diagnostic Pattern: a common recurrent identifiable problem together with a set of recommendations and possible solutions to apply in a specific context.

Diagnostic Problem: a set of indicators (symptoms, signs) describing a problem.

Diagnostic Analysis Pattern: a common recurrent analysis technique and method of diagnostic pattern identification in a specific context.

Diagnostics Pattern Language: common names of diagnostic and diagnostic analysis patterns. The same language for any operating system: Windows, Mac OS X, Linux, ...



Checklist: <http://www.dumpanalysis.org/windows-memory-analysis-checklist>

Patterns: <http://www.dumpanalysis.org/blog/index.php/crash-dump-analysis-patterns/>

Parts 2B-2C: Practice Exercises

Links

- Memory Dumps:

NOT IN THE PUBLIC PREVIEW VERSION

- Exercise Transcripts:

NOT IN THE PUBLIC PREVIEW VERSION

Exercise 0

- ◎ **Goal:** Install Debugging Tools for Windows and WinDbg Preview and check that symbols are setup correctly
- ◎ **Patterns:** Incorrect Stack Trace
- ◎ [\AWMDA-Dumps\Exercise-0-Download-Setup-WinDbg.pdf](#)

Kernel Memory Dumps

Exercises K1 – K7

Exercise K1

- ◎ **Goal:** Learn how to get various information related to hardware, system, sessions, processes, threads and modules
- ◎ **Patterns:** NULL Pointer (Data); False Effective Address; Invalid Pointer (General); Virtualized System; Stack Trace Collection (Unmanaged Space)
- ◎ [\AWMDA-Dumps\Exercise-K1-Analysis-normal-kernel-dump-64.pdf](#)

Exercise K2

- ◎ **Goal:** Learn how to check and compare kernel pool usage
- ◎ **Patterns:** Manual Dump (Kernel); Shared Thread; Insufficient Memory (Kernel Pool)
- ◎ [\AWMDA-Dumps\Exercise-K2-Analysis-kernel-dump-leak-64.pdf](#)

Exercise K3

- ◎ **Goal:** Learn how to recognize pool corruption and check pool data
- ◎ **Patterns:** Dynamic Memory Corruption (Kernel Pool); Regular Data; Execution Residue (Unmanaged Space, Kernel)
- ◎ [\AWMDA-Dumps\Exercise-K3-Analysis-kernel-dump-pool-corruption-64.pdf](#)

Exercise K4

- ◎ **Goal:** Learn how to check memory access violations, hooked or invalid code, and kernel raw stack
- ◎ **Patterns:** Invalid Pointer; Hooked Functions (Kernel Space); Execution Residue (Unmanaged Space, Kernel); Coincidental Symbolic Information; Past Stack Trace; Rough Stack Trace; Effect Component
- ◎ [\AWMDA-Dumps\Exercise-K4-Analysis-kernel-dump-code-corruption-64.pdf](#)

Exercise K5

- ◎ **Goal:** Learn how to check I/O requests
- ◎ **Patterns:** Blocking File; One-Thread Process
- ◎ [\AWMDA-Dumps\Exercise-K5-Analysis-kernel-dump-hang-io-64.pdf](#)

Exercise K6

- ◎ **Goal:** Learn how to recognize stack overflow and find its start
- ◎ **Patterns:** Stack Overflow (Kernel Mode); Execution Residue (Unmanaged Space, Kernel)
- ◎ [\AWMDA-Dumps\Exercise-K6-Analysis-kernel-dump-stack-overflow-64.pdf](#)

Exercise K7

- ◎ **Goal:** Learn how to recognize stack overwrite and reconstruct stack trace
- ◎ **Patterns:** Truncated Stack Trace; NULL Pointer (Data); Execution Residue (Unmanaged Space, Kernel); Local Buffer Overflow (Kernel Space)
- ◎ [\AWMDA-Dumps\Exercise-K7-Analysis-kernel-dump-stack-overwrite-64.pdf](#)

Pattern Links

[Manual Dump](#)

[Virtualized System](#)

[Insufficient Memory](#)

[Execution Residue](#)

[Hooked Functions](#)

[Blocking File](#)

[Past Stack Trace](#)

[Effect Component](#)

[One-Thread Process](#)

[Local Buffer Overflow](#)

[NULL Code Pointer](#)

[Invalid Pointer](#)

[Stack Trace Collection](#)

[Dynamic Memory Corruption](#)

[NULL Data Pointer](#)

[Coincidental Symbolic Information](#)

[Regular Data](#)

[Rough Stack Trace](#)

[False Effective Address](#)

[Shared Thread](#)

[Truncated Stack Trace](#)

Additional Pattern Links

[ERESOURCE patterns and case studies](#)

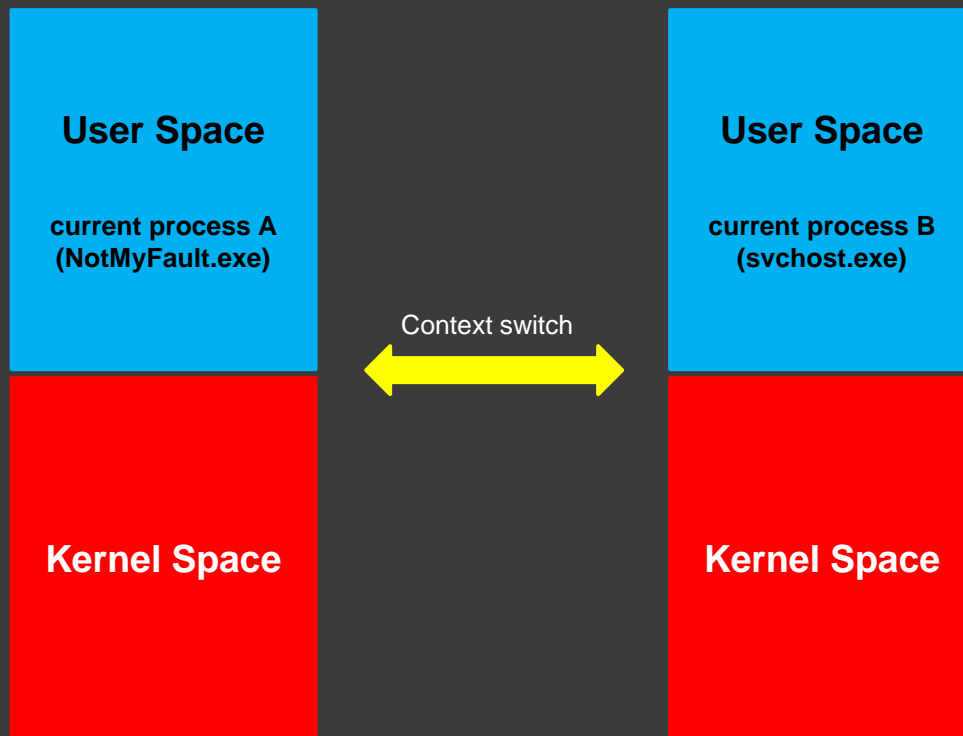
Wait Chain (Executive Resources) pattern is reprinted in this course from Memory Dump Analysis Anthology, Revised Edition, Volume 2, pages 147 – 150

Complete Memory Dumps

Exercises C1 – C4

Memory Spaces

- Complete memory == Physical memory
- We always see the current process space
- Kernel space is the same for any process



WinDbg Commands

switching to a different process context:

```
.process /r /p
```

Major Challenges

- ◉ Multiple processes (user spaces) to examine
- ◉ User space view needs to be correct when we examine another thread



WinDbg Commands

dump all stack traces:

```
!process 0 3f
```

Common Commands

- ◉ **.logopen <file>**
Opens a log file to save all subsequent output
- ◉ **View commands**
Dump everything or selected processes and threads (context changes automatically)
- ◉ **Switch commands**
Switch to a specific process or thread for a fine-grain analysis

View Commands

- ◉ **!process 0 3f**
Lists all processes (including times, environment, modules) and their thread stack traces
- ◉ **!process 0 1f**
The same as the previous command but without PEB information (more secure)
- ◉ **!process <address> 3f or !process <address> 1f**
The same as the previous commands but only for an individual process
- ◉ **!thread <address> 1f**
Shows thread information and stack trace
- ◉ **!thread <address> 16**
The same as the previous command but shows the first 3 parameters for every function

Switch Commands

- **.process /r /p <address>**

Switches to a specified process. Its context becomes current. Reloads symbol files for user space. Now we can use commands like !cs

```
0: kd> .process /r /p fffffa80044d8b30
Implicit process is now fffffa80`044d8b30
Loading User Symbols
.....
```

- **.thread <address>**

Switches to a specified thread. Assumes the current process context. Now we can use commands like k*

- **.thread /r /p <address>**

The same as the previous command but makes the thread process context current and reloads symbol files for user space:

```
0: kd> .thread /r /p fffffa80051b7060
Implicit thread is now fffffa80`051b7060
Implicit process is now fffffa80`044d8b30
Loading User Symbols
.....
```

Exercise C1

- ◎ **Goal:** Learn how to get various information related to processes, threads and modules
- ◎ **Patterns:** Stack Trace Collection (Unmanaged Space); Incorrect Stack Trace
- ◎ [\AWMDA-Dumps\Exercise-C1-Analysis-normal-complete-dump-64.pdf](#)

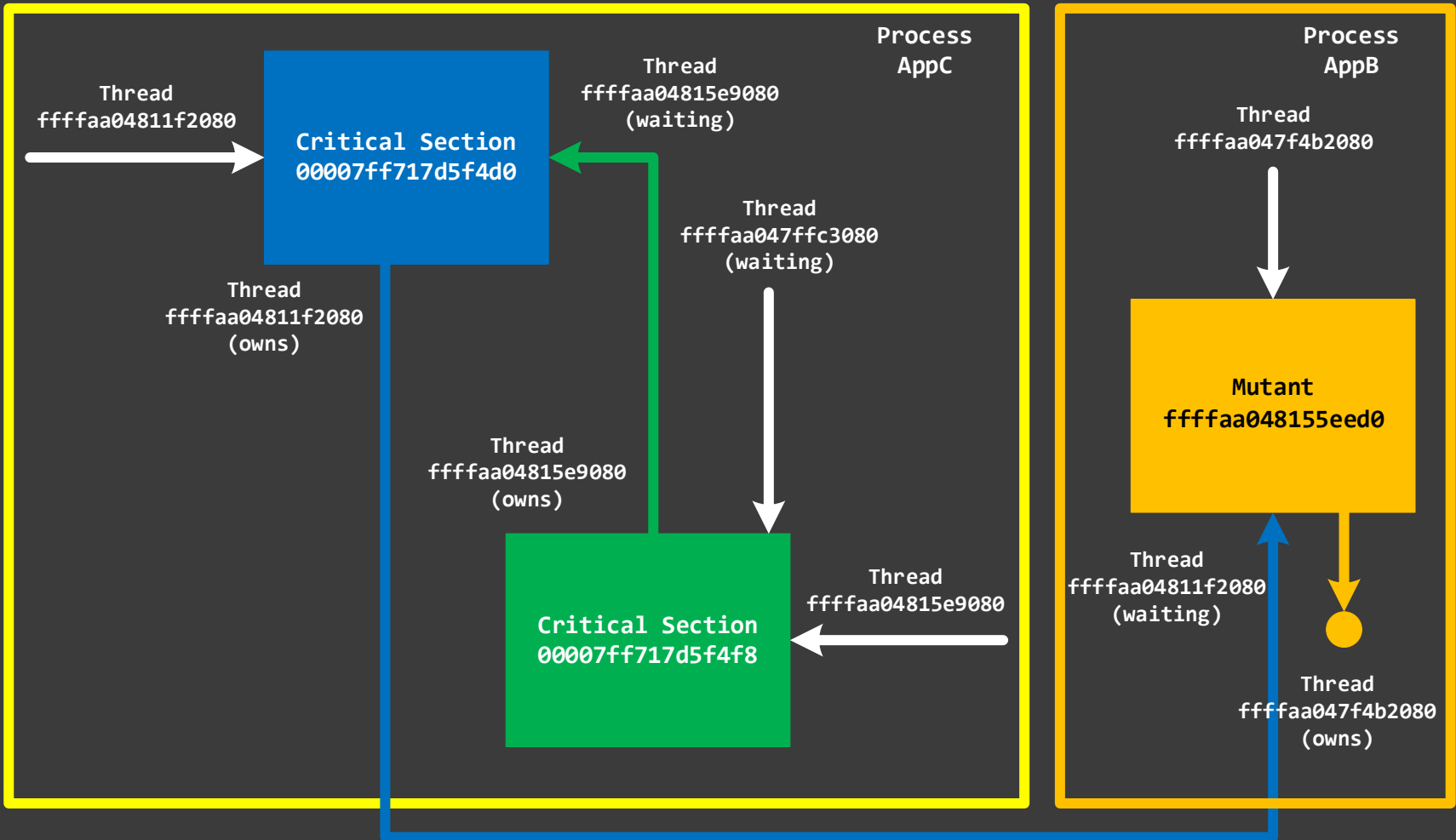
Exercise C2

- ◎ **Goal:** Learn how to recognize various abnormal software behavior patterns
- ◎ **Patterns:** Special Process; Insufficient Memory (Handle Leak); Spiking Thread; Wait Chain (Thread Objects); Dialog Box; Suspended Thread; Wait Chain (Process Objects); Exception Stack Trace
- ◎ [\AWMDA-Dumps\Exercise-C2-Analysis-problem-complete-dump-64.pdf](#)

Exercise C3

- ◎ **Goal:** Learn how to recognize various abnormal software behavior patterns
- ◎ **Patterns:** Stack Trace Collection; Message Box; Wait Chain (Critical Sections); Wait Chain (Mutex Objects)
- ◎ [\AWMDA-Dumps\Exercise-C3-Analysis-problem-complete-dump-64.pdf](#)

Wait Chain



Exercise C4

- ◎ **Goal:** Learn how to recognize various abnormal software behavior patterns in x64 memory dumps
- ◎ **Patterns:** Virtualized Process; Message Box; Wait Chain (ALPC)
- ◎ [\AWMDA-Dumps\Exercise-C4-Analysis-problem-complete-dump-64.pdf](#)

Kernel Minidumps

Part 2D: Reading

Memory Dump Analysis Anthology, Revised Edition, Volume 1
pages 43 – 67

Reprinted in this course

Pattern Links

[Special Process](#)

[Spiking Thread](#)

[Message Box](#)

[Exception Stack Trace](#)

[Virtualized Process](#)

[Incorrect Stack Trace](#)

[Dialog Box](#)

[Insufficient Memory \(Handle Leak\)](#)

[Stack Trace Collection](#)

[Wait Chain \(Critical Sections\)](#)

[Wait Chain \(Thread Objects\)](#)

[Wait Chain \(LPC/ALPC\)](#)

[Wait Chain \(Process Objects\)](#)

[Suspended Thread](#)

Common Mistakes

- ⦿ Not switching to the appropriate context
- ⦿ Not looking at full stack traces
- ⦿ Not looking at all stack traces
- ⦿ Not using checklists
- ⦿ Not looking past the first found evidence
- ⦿ Not listing both x86 and x64 stack traces

Pattern Classification

Space/Mode

Hookware

DLL Link Patterns

Contention Patterns

Stack Trace Patterns

Exception Patterns

Module Patterns

Thread Patterns

Dynamic Memory Corruption Patterns

.NET / CLR / Managed Space Patterns

Falsity and Coincidence Patterns

Hidden Artifact Patterns

Frame Patterns

Memory dump type

Wait Chain Patterns

Insufficient Memory Patterns

Stack Overflow Patterns

Symbol Patterns

Meta-Memory Dump Patterns

Optimization Patterns

Process Patterns

Deadlock and Livelock Patterns

Executive Resource Patterns

RPC, LPC and ALPC Patterns

Pointer Patterns

Pattern Case Studies

More than 70 multiple pattern case studies:

<http://www.dumpanalysis.org/blog/index.php/pattern-cooperation/>

Pattern Interaction chapters in
Memory Dump Analysis Anthology

Additional Resources

- WinDbg Help / WinDbg.org (quick links)
- DumpAnalysis.org / SoftwareDiagnostics.Institute / PatternDiagnostics.com
- Debugging.TV / YouTube.com/DebuggingTV / YouTube.com/PatternDiagnostics
- Windows Internals, 6th ed., 7th ed.
- Advanced Windows Debugging
- Inside Windows Debugging
- [Principles of Memory Dump Analysis](#)
- [Fundamentals of Physical Memory Analysis: Anniversary Edition](#)
- [Encyclopedia of Crash Dump Analysis Patterns, 3rd edition](#)
- [Memory Dump Analysis Anthology](#)



Further Training Courses

- ◉ [Practical Foundations of Windows Debugging, Disassembling, Reversing](#)
- ◉ [Advanced Windows Memory Dump Analysis with Data Structures, 3rd Edition](#)
- ◉ [Accelerated .NET Memory Dump Analysis, 4th Edition](#)
- ◉ [Accelerated Windows Malware Analysis with Memory Dumps, 2nd Edition](#)
- ◉ [Accelerated Disassembly, Reconstruction and Reversing, Revised Edition](#)
- ◉ [Accelerated Windows Debugging³, 2nd Edition](#)

Q&A

Please send your feedback using the contact form on PatternDiagnostics.com

Thank you for attendance!